



Structured Stretch Cotton Cap. NE1000



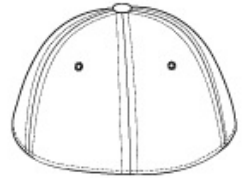
Finding a comfortable fit is easy with the New Era stretch fit in breathable cotton.

- Fabric: 97/3 cotton/spandex
- Structure: Structured
- Profile: Mid
- Closure: Stretch fit

New Era products may not be resold without embellishment.



front



back

HOW TO MEASURE













HATS

Measure the circumference around the head, above the eyebrow and at the widest part of the head. Divide number by 3.14 for hat size.

SIZE CHART

	S/M	M/L	L/XL
Hats	7 1/8-7 3/8	7 3/8- 7 5/8	7 5/8- 7 7/8

COLOR INFORMATION

										
Black PMS NTR BLACK	Brown PMS NO MATCH	Camo PMS PATTERNED	Dark Green PMS 567C	Deep Navy PMS 7547C	Graphite PMS 7540C	Maroon PMS 504C	Orange PMS 7597C	Royal PMS 2757C	Scarlet Red PMS 187C	Stone PMS 7534C
										
White PMS WHITE										