



An attached hood and bold colorblocking give this well-priced, water-resistant soft shell extra rain-shielding protection and strong style.

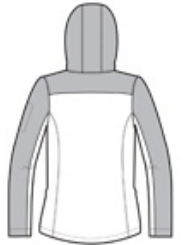
- 100% polyester woven shell bonded to a water-resistant film insert and a 100% polyester microfleece lining
- 1000MM fabric waterproof rating
- 1000G/M2 fabric breathability rating
- Adjustable hood with locking drawcord to customize fit
- Reverse coil zippers
- Interior storm flap with chin guard
- Front zippered pockets
- Zippered left sleeve pocket
- Open hem with locking drawcord

CARE INSTRUCTIONS

Machine wash cold with like colors only. Non-chlorine bleach when needed. Tumble dry low. Cool iron if necessary.



front



back

HOW TO MEASURE









BUST

Measure under the arm and around the fullest part of the bust with arms down, keeping tape horizontal.

SIZE CHART

	XS	S	M	L	XL	XXL	3XL	4XL
Size	2	4/6	8/10	12/14	16/18	20/22	24/26	28/30
Bust	32-34	35-36	37-38	39-41	42-44	45-47	48-51	52-55

COLOR INFORMATION

					
Black PMS NTR BLACK C	Black/ Battleship Grey PMS NTR BLACK C	Dark Fuchsia/ Battleship Grey PMS 2041C	Dress Blue Navy/ Battleship Grey PMS 533C	Night Sky Blue/ Dress Blue Navy PMS 654C	Vine Green/ Battleship Grey PMS 7741C